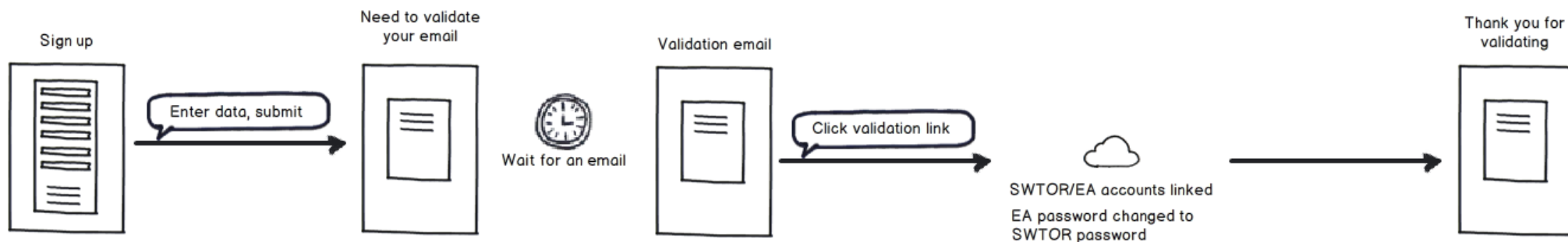


## 1 How registration works today



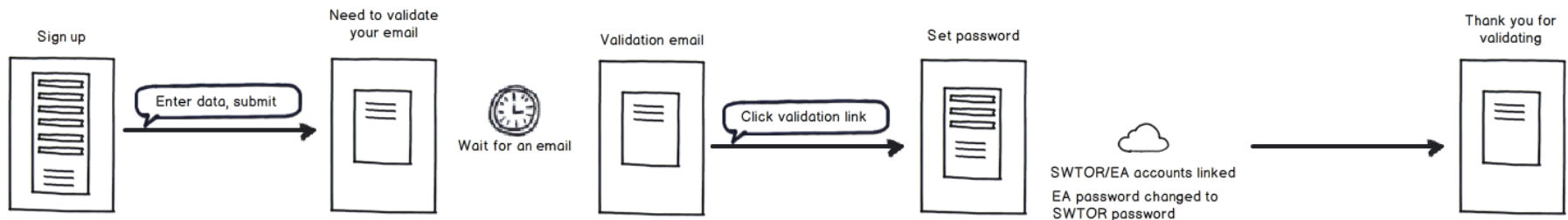
## 2 On signup, a malicious user can see if you have an EA account

The screenshot shows a registration form with the following fields and options:

- Display name:**
- Log in email:**  ✓  ✓
- EA logo:** We'll set your EA.com password and data to match the information below. [Help?](#)
- Password:**
- Date of birth:** Oct | 9 | 2009
- Language:** English
- Country:** United States

## 3 If the target validates their email, the attacker-provided password overwrites the EA account password


## 4 How registration will be changed



5 On signup, we remove the real-time EA check and provide generic messaging. We also don't let the user choose a password.

Display name:

Log in email:  ✓  ✓

 We may create or link an EA account for you later.

Date of birth:

Language:

Country:


6 If the target validates their email, they are prompted to set a password, ensuring only the person controlling the email address has the password.

Thank you for signing up for a *Star Wars: The Old Republic* account. To validate your account, please enter the email address you used to sign up for the account (where you received the validation email at) and the password you want to use as your SWTOR account password.

Email address:

SWTOR password:

Confirm your SWTOR password:

 If you have an EA account, we will set your EA password to this one. If you do not have an EA account, we will create one using this email address and password. [Help?](#)